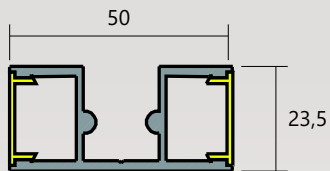
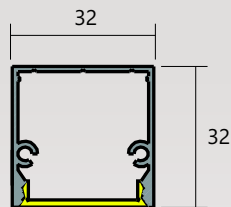


PERFIS

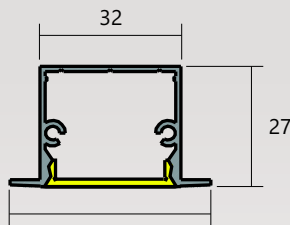
set. 2019



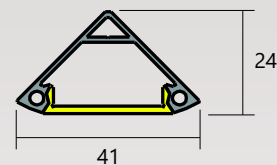
Double Sobrepor
30650



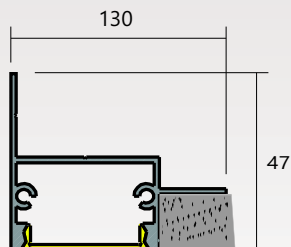
Polo Sobrepor
30690



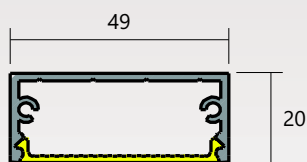
Polo Embutir
30695



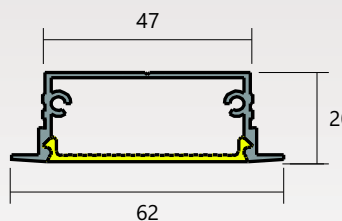
D45 Sobrepor
30050



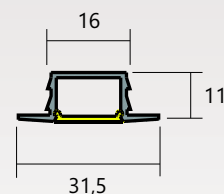
Tabb embutir
no frame 30750



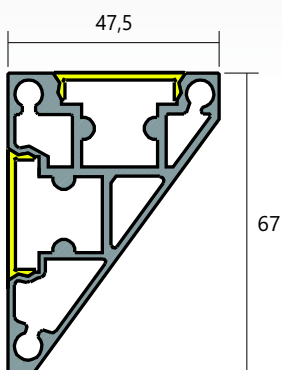
Route Sobrepor
30665



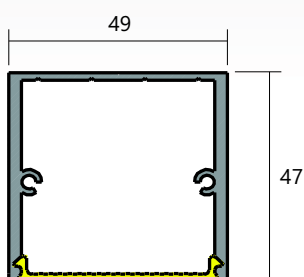
Route Embutir
30670



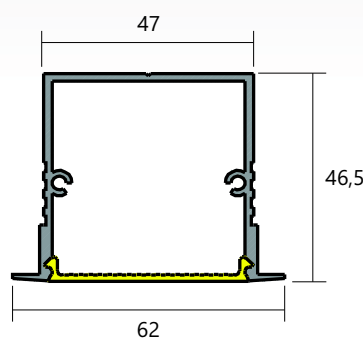
wood Embutir
30685



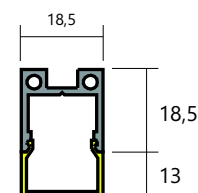
Sanca Sobrepor
30040



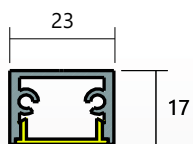
Nazca Sobrepor
30075



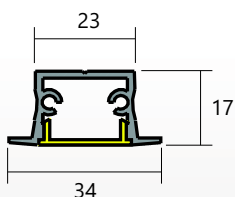
Nazca Embutir
30070



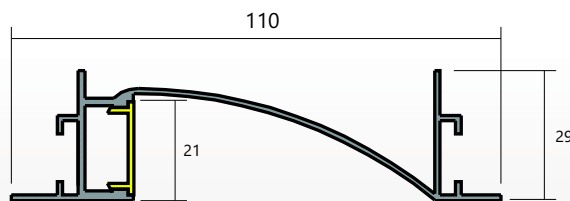
Tênuê Sobrepor
30655



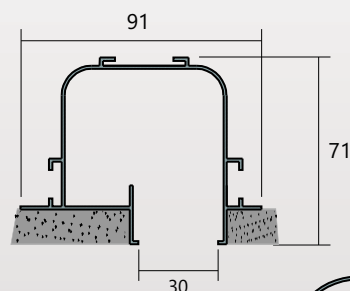
Garbo Embutir
30030



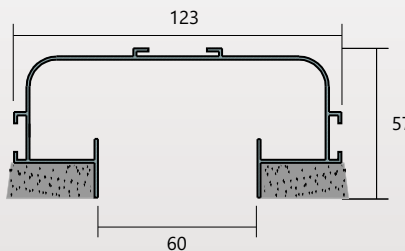
Garbo Sobrepor
30020



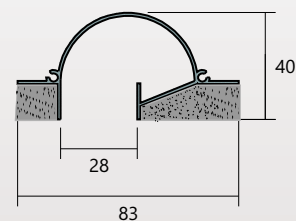
Bent Embutir
30680



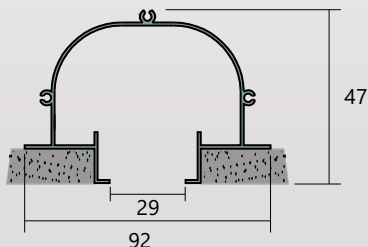
Tecno
Embutir no frame
30000



Infinity Embutir no frame
30010



Fenda Embutir no frame
30660



Risk Embutir no frame
30755

Unidade: mm

Usina
design+iluminação
MAPADULU -EDUARDO

* A Usina Design reserva-se ao direito de alterar a qualquer momento sem aviso prévio as características, dimensões, cores e modelos dos seus produtos.
**As figuras são de caráter ilustrativo